





TORY WIPEOUT BINGO 2024 EDITION

 Tom Randall Gedling Majority: 579 (1.4%)	 Lee Rowley North East Derbyshire Majority: 12,876 (26.2%)	 Lee Anderson Ashfield * Majority: 4,930 (11.7%)	 Leo Docherty Aldershot Majority: 16,698 (34.8%)
--	---	---	---

 Mel Stride Central Devon Majority: 17,721 (30.5%)	 Andrew Bridgen NW Leicestershire * Majority: 19,380 (37.9%)	 Bim Afolami Hitchin * Majority: 3,655 (11.7%)	 Oliver Dowden Hertsniere * Majority: 19,821 (40.8%)
---	---	---	---

 Rishi Sunak Richmond & Northallerton Majority: 27,210 (47.2%)	 Iain Duncan Smith Chingford & Woodford Gn Majority: 1,211 (2.6%)	 Victoria Prentis Banbury Majority: 16,813 (26.7%)	 Miriam Cates Penistone & Stocksbridge Majority: 7,210 (14.6%)
---	--	---	---





 Grant Shapps Welwyn Hatfield Majority: 10,955 (21.0%)	 Johnny Mercer Plymouth Moor View Majority: 12,897 (29.2%)	 George Freeman Mild Norfolk * Majority: 18,527 (40.2%)	 Ben Bradley Mansfield * Majority: 15,816 (33.1%)
---	---	--	--





* Boundary change - majority estimated

Total Majority lost: _____

1

TORY WIPEOUT BINGO 2024 EDITION

 Michelle Donelan Melksham and Devizes * Majority: 11,288 (19.8%)	 Liam Fox North Somerset Majority: 17,536 (28.3%)	 Antony Higginbotham Burnley Majority: 1,352 (3.5%)	 Ranil Jayawardena NE Hampshire Majority: 20,211 (34.1%)
--	--	--	---

 James Cleverly Braintree Majority: 24,673 (48.9%)	 Elliot Colburn Carshalton & Wallington Majority: 629 (1.3%)	 Jonathan Gullis Stoke-on-Trent North Majority: 6,286 (15.7%)	 Suella Braverman Fareham & Waterlooville * Majority: 26,086 (45.6%)
---	---	--	---

 Jeremy Hunt Godalming and Ash * Majority: 4,408 (14.6%)	 Rachel Maclean Redditch Majority: 16,698 (36.4%)	 Chris Philp Croydon South * Majority: 9,747 (20.80%)	 Darren Henry Broxtowe Majority: 5,331 (9.6%)
---	--	--	--

 George Freeman Mild Norfolk * Majority: 18,527 (40.2%)	 Steve Baker Wycombe Majority: 4,214 (7.7%)	 Jacob Rees-Mogg NE Somerset & Hanham * Majority: 14,729 (26.2%)	 Graham Stuart Beverley and Holderness Majority: 20,448 (38.2%)
--	--	---	--

* Boundary change - majority estimated

Total Majority lost: _____

2

TORY WIPEOUT BINGO 2024 EDITION

Lucy Frazer
Ely & E Cambridgeshire *

Majority: 7,698 (17.9%)

Jacob Young
Redcar

Majority: 3,527 (8.6%)

Esther McVey
Tatton

Majority: 17,387 (35.5%)

Jonathan Gullis
Stoke-on-Trent North

Majority: 6,286 (15.7%)

Kemi Badenoch
Saffron Walden

Majority: 27,594 (43.7%)

Gillian Keegan
Chichester

Majority: 21,490 (35.1%)

James Daly
Bury North

Majority: 105 (0.2%)

Lee Rowley
North East Derbyshire

Majority: 12,876 (26.2%)

Penny Mordaunt
Porthsmouth North

Majority: 15,780 (34.4%)

Alex Chalk
Cheltenham

Majority: 981 (1.7%)

Richard Holden
Basilston and Billerica

Majority: 20,412 (46.3%)

Michael Fabricant
Mid Staffordshire

Majority: 23,638 (43.8%)

Bim Afolami
Hitchin *

Majority: 3,655 (11.7%)

Mel Stride
Central Devon

Majority: 17,721 (30.5%)

Mark Harper
Forest of Dean

Majority: 15,869 (30.8%)

Lee Anderson
Ashtfield *

Majority: 4,930 (11.7%)

* Boundary change - majority estimated

Total Majority lost: _____

3

TORY WIPEOUT BINGO 2024 EDITION

Laura Trott
Sevenoaks

Majority: 20,818 (40.9%)

Jacob Rees-Mogg
NE Somerset & Hanham *

Majority: 14,729 (26.2%)

Rachel Maclean
Redditch

Majority: 16,698 (36.4%)

Thérèse Coffey
Suffolk Coastal *

Majority: 18,497 (35.2%)

Greg Hands
Chelsea and Fulham *

Majority: 10,791 (24.0%)

Elliot Colburn
Carshalton & Wallington

Majority: 629 (1.3%)

David Davies
Mornmouth

Majority: 9,982 (19.9%)

Iain Duncan Smith
Chingford & Woodford Gn

Majority: 1,211 (2.6%)

Steve Tuckwell
Uxbridge *

Majority: 446 (1.6%)

Liz Truss
South West Norfolk *

Majority: 23,575 (50.9%)

Johnny Mercer
Plymouth Moor View

Majority: 12,897 (29.2%)

George Freeman
Mid Norfolk *

Majority: 18,527 (40.2%)

Ranil Jayawardena
NE Hampshire

Majority: 20,211 (34.1%)

Leo Docherty
Aldershot

Majority: 16,698 (34.8%)

Darren Henry
Brocktowe

Majority: 5,331 (9.6%)

Brendan Clarke-Smith
Bassetlaw *

Majority: 13,452 (27.6%)

* Boundary change - majority estimated

Total Majority lost: _____

4

TORY WIPEOUT BINGO 2024 NOTION EDITION



Andrea Jenkins
Leeds SW and Morley *

Majority: 11,267 (21.7%)



Richard Holden
Basilston and Billerley

Majority: 20,412 (46.3%)



Penny Mordaunt
Portsmouth North

Majority: 15,780 (34.4%)



Suella Braverman
Fareham & Waterlooville *

Majority: 26,086 (45.6%)



Oliver Dowden
Hertsmere *

Majority: 19,821 (40.8%)



Ben Bradley
Mansfield *

Majority: 15,816 (33.1%)



Simon Hart
Carmes W & S Pembro

Majority: 7,745 (18.4%)



Grant Shapps
Welwyn Hatfield

Majority: 10,955 (21.0%)



Esther McVey
Tatton

Majority: 17,387 (35.5%)



Lee Anderson
Ashfield *

Majority: 4,930 (11.7%)



Felicity Buchan
Kensington & Bayswater

Majority: 150 (0.3%)



Andrew Bridgen
NW Leicestershire *

Majority: 19,380 (37.9%)



Alex Chalk
Cheltenham

Majority: 981 (1.7%)



Bob Seely
Isle of Wight West *

Majority: 11,863 (31.9%)



Liam Fox
North Somerset

Majority: 17,536 (28.3%)



Simon Fell
Barrow and Furness

Majority: 5,789 (12.6%)

* Boundary change - majority estimated

Total Majority lost: _____

5

TORY WIPEOUT BINGO 2024 NOTION EDITION



Ben Bradley
Mansfield *

Majority: 15,816 (33.1%)



Greg Hands
Chislea and Fulham *

Majority: 10,791 (24.0%)



Jacob Young
Redcar

Majority: 3,527 (8.6%)



Steve Tuckwell
Uxbridge *

Majority: 446 (1.6%)



Darren Henry
Broxthowe

Majority: 5,331 (9.6%)



Michelle Donelan
Melksham and Devizes *

Majority: 11,288 (19.8%)



Brendan Clarke-Smith
Bassetlaw *

Majority: 13,452 (27.6%)



Rishi Sunak
Richmond & Northallerton

Majority: 27,210 (47.2%)



Graham Stuart
Beverley and Holderness

Majority: 20,448 (38.2%)



James Daly
Bury North

Majority: 105 (0.2%)



Oliver Dowden
Hertsmere *

Majority: 19,821 (40.8%)



Andrea Jenkins
Leeds SW and Morley *

Majority: 11,267 (21.7%)



Jacob Rees-Mogg
NE Somerset & Hanham *

Majority: 14,729 (26.2%)



Gillian Keegan
Chichester

Majority: 21,490 (35.1%)



Antony Higginbotham
Burnley

Majority: 1,352 (3.5%)



Kemi Badenoch
Saffron Walden

Majority: 27,594 (43.7%)

* Boundary change - majority estimated

Total Majority lost: _____

6

TORY WIPEOUT BINGO 2024 EDITION

Robert Jenrick
Newark *

Majority: 20,507 (39.8%)

Iain Duncan Smith
Chingford & Woodford Gr

Majority: 1,211 (2.6%)

Victoria Prentis
Banbury

Majority: 16,813 (26.7%)

Chris Philp
Croydon South *


Majority: 9,747 (20.80%)

Grant Shapps
Welling Hatfield

Majority: 10,955 (21.0%)

Lucy Frazer
Ely & E Cambridgeshire *

Majority: 7,698 (17.9%)

Leo Docherty
Aldershot

Majority: 16,698 (34.8%)

Richard Holden
Basildon and Billericay

Majority: 20,412 (46.3%)

Mark Harper
Forest of Dean

Majority: 15,869 (30.8%)

Liz Truss
South West Norfolk *


Majority: 23,575 (50.9%)

Bim Afolami
Hitchin *

Majority: 3,655 (11.7%)


Greg Hands
Chelsea and Fulham *


Majority: 10,791 (24.0%)

Laura Trott
Sevenoaks

Majority: 20,818 (40.9%)

Tom Randall
Gedling

Majority: 679 (1.4%)

Jonathan Gullis
Stoke-on-Trent North

Majority: 6,286 (15.7%)

Mel Stride
Central Devon

Majority: 17,721 (30.5%)

* Boundary change - majority estimated

Total Majority lost: _____

7

TORY WIPEOUT BINGO 2024 EDITION

Brendan Clarke-Smith
Bassetlaw *

Majority: 13,452 (27.6%)

Jeremy Hunt
Godalming and Ash *

Majority: 4,408 (14.6%)

Bob Seely
Isle of Wight West *

Majority: 11,863 (31.9%)

Johnny Mercer
Plymouth Moor View

Majority: 12,897 (29.2%)

Liz Truss
South West Norfolk *

Majority: 23,575 (50.9%)

Simon Fell
Barrow and Furness

Majority: 5,789 (12.6%)

Andrea Jenkyns
Leeds SW and Morley *

Majority: 11,267 (21.7%)

Penny Mordaunt
Portsmouth North

Majority: 15,780 (34.4%)

David Davies
Monmouth

Majority: 9,982 (19.9%)

Thérèse Coffey
Suffolk Coastal *

Majority: 18,497 (35.2%)

Robert Jenrick
Newark *

Majority: 20,507 (39.8%)

James Daly
Bury North

Majority: 105 (0.2%)

Michael Fabricant
Mid Staffordshire

Majority: 23,638 (43.8%)

Chris Philp
Croydon South *

Majority: 9,747 (20.80%)

Steve Baker
Wychcombe

Majority: 4,214 (7.7%)

Esther McVey
Tatton

Majority: 17,387 (35.5%)

* Boundary change - majority estimated

Total Majority lost: _____


8

TORY WIPEOUT BINGO 2024 NOTES EDITION



Victoria Prentis
Banbury

Majority: 16,813 (26.7%)



Andrew Bridgen
NW Leicestershire *

Majority: 19,380 (37.9%)



Gillian Keegan
Chichester

Majority: 21,490 (35.1%)



Elliot Colburn
Carshalton & Wallington

Majority: 629 (1.3%)



Bob Seely
Isle of Wight West *

Majority: 11,863 (31.9%)



Alex Chalk
Cheltenham

Majority: 981 (1.7%)



Miriam Cates
Penistone & Stocksbridge

Majority: 7,210 (14.6%)



Keni Badenoch
Saffron Walden

Majority: 27,594 (43.7%)



Antony Higginbotham
Burnley

Majority: 1,352 (3.5%)



Graham Stuart
Beverley and Holderness

Majority: 20,448 (38.2%)




Steve Tuckwell
Uxbridge *

Majority: 446 (1.6%)




James Cleverly
Braintree

Majority: 24,673 (48.9%)




Michelle Donelan
Melksham and Devizes *

Majority: 11,288 (19.8%)




Simon Fell
Barrow and Furness

Majority: 5,789 (12.6%)



Suella Braverman
Fareham & Waterlooville

Majority: 26,086 (45.6%)



Jeremy Hunt
Godalming and Ash *

Majority: 4,408 (14.6%)

* Boundary change - majority estimated

Total Majority lost: _____

TORY WIPEOUT BINGO 2024 NOTES EDITION



Thérèse Coffey
Suffolk Coastal *

Majority: 18,497 (35.2%)



Mark Harper
Forest of Dean

Majority: 15,869 (30.8%)



Simon Hart
Carmar & S Pembro

Majority: 7,745 (18.4%)



Steve Baker
Wycombe

Majority: 4,214 (7.7%)



James Cleverly
Braintree

Majority: 24,673 (48.9%)



Felicity Buchan
Kensington & Bayswater

Majority: 150 (0.3%)



Ranil Jayawardena
NE Hampshire

Majority: 20,211 (34.1%)



Liam Fox
North Somerset

Majority: 17,536 (28.3%)



Miriam Cates
Penistone & Stocksbridge

Majority: 7,210 (14.6%)



Lee Rowley
North East Derbyshire

Majority: 12,876 (26.2%)




Jacob Young
Redcar

Majority: 3,527 (8.6%)




Rishi Sunak
Richmond & Northallerton

Majority: 27,210 (47.2%)




Robert Jenrick
Newark *

Majority: 20,507 (39.8%)




Tom Randall
Gedling

Majority: 679 (1.4%)



David Davies
Mommouth

Majority: 9,982 (19.9%)



Lucy Frazer
Ely & E Cambridgeshire *

Majority: 7,698 (17.9%)

* Boundary change - majority estimated

Total Majority lost: _____